





CAROLINA CUSTOM BOOTH CO.
 CAROLINA CUSTOM TABLE CO.

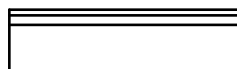
BOOTH 101- TYP. OPTIONS AVAILABLE: BOOTH & BANQUETTE SEATING




SINGLE



DOUBLE



WALL BENCH



STANDARD "L" SHAPE

OVERALL BOOTH HEIGHTS
 STANDARDS: 36", 42", 48", 54"
 OR CUSTOM AVAILABLE

OVERALL & SEATING DEPTHS
 FOR TYPICAL DINING:
 24" OVERALL DEPTH/ 18" SEAT DEPTH

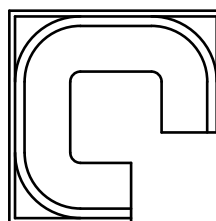
FOR RELAXED DINING OR LOUNGE STYLE SEATING:
 INCREASE SEAT DEPTH TO 20" OR 22"
 ADJUST OVERALL DEPTH TO CORRESPOND WITH
 SEAT DEPTH AND STYLE OF BANQUETTE.

SEAT HEIGHTS
 FOR TYPICAL DINING: 18"

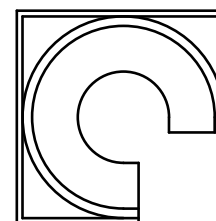
FOR BAR HEIGHT SEATING: 30"

UPHOLSTERY OPTIONS FOR ISB (INSIDE BACKS)

- * PLAIN
- * CHANNELS- HORIZONTAL OR VERTICAL
- * DIAMOND & BISCUIT TUFTING
- * "PUSH BUTTONS" (W/ OUT TUFTING)
- * SEAMING & BASEBALL STITCHING & MORE



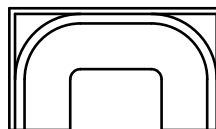
STANDARD 3/4 ROUND



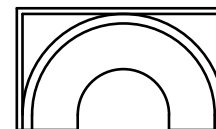
3/4 ROUND W/ RADIUS SEAT



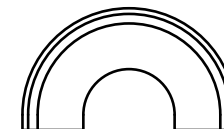
3/4 ROUND W/ INSIDE & OUTSIDE RADIUS



STANDARD 1/2 ROUND



1/2 ROUND W/ RADIUS SEAT



1/2 ROUND W/ INSIDE & OUTSIDE RADIUS

ADDITIONAL SEATING SHAPES MAY BE AVAILABLE.
 SOME CONFIGURATIONS MAY NOT BE APPLICABLE DEPENDING ON THE SEATING STYLE.
 CONTACT CCB FOR MORE INFORMATION.